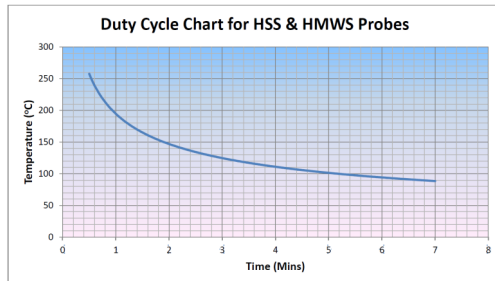
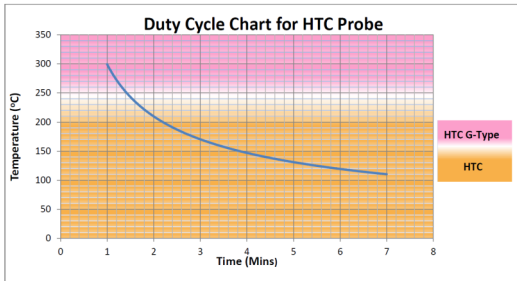






High Temperature Probes

- Majority of our Product Range is also available as a High Temperature version.
- Rated up to 200°C intermittent use (see duty cycles).
- "G" Type also available which can be used up to 300° C Intermittent use (see duty cycle).



Calibration Blocks

- Calibration Blocks can be manufactured out of a material you specify for example; Carbon Steel, Stainless Steel, Aluminium and full traceability is guaranteed.
- Industry standard and special calibration blocks, tube, bar, billet etc. are all available upon request.



Probe Cables & Accessories

- All Cables are manufactured and tested to the highest standard using high quality component giving you the best performance and reliable long life.
- All standard connectors available: BNC, Lemo 00 Lemo 01, Microdot, Subvis.
- The standard length of a cable is 2 meters.
- Other Cables are available upon request, including length and design.



Cable Adaptors and Connectors also available eg.

BNC-L, DM, L-MLF, RAML

+44 (0)121 351 5025
www.gbinspection.com



Ultrasonic Probes, Accessories & NDT Equipment

- Ultrasonic Probes & Accessories for all applications
- Manufactured & Tested In-House
- Exceeds Latest Industry Standards
- Off-The-Shelf & Custom Solutions
- On-Going R&D Into Latest Techniques & Technologies



Made in Great Britain...
...sold worldwide



@GBInspectionSystems



@GBInspection



www.gbinspection.com



Compression Wave

Single Compression

- Single 0° direct contact probe with ceramic, steel or replaceable protective membrane or delay line probe.
- Good sensitivity and resolution power.
- Single Crystal Soft Face Range (SCSF) for use on rough or uneven surfaces.



Twin Compression

- 0° Twin direct contact probe with Perspex® or replaceable protective membrane.
- Transmit and Receive compression (longitudinal) waves.
- Good sensitivity and resolution.
- Probe shoes can be contoured to suit geometry of test piece and also replaced (re-shoed) when shoe has worn down.



Angle Beam



Single Shear Wave

- Angle beam direct contact shear wave probes.
- Available in Sub miniature, Miniature, Large and Extra large versions.
- Excellent sensitivity and exceptional resolution.
- Manufactured with a Stainless Steel metal case.



Twin Shear Wave

- Ideal for near surface detection and thin material.
- A range of connectors are available.
- Thick shoe versions available for extra life long wear.



Angle Compression

Angle Compression

- For Inspection of coarse grain material such as Castings or Austenitic material welds and cladding.
- Gives high signal to noise ratio when standard shear wave probes cannot be used.
- Range available in Single, Twin, Miniature, Large and Extra Large.




Creep Wave & Surface Wave

Creep Wave

- High angle longitudinal waves used for detecting defects that are very close to the component surface.

Surface Wave

- Detects surface breaking defects in a test piece.
- The wave travels along the surface of a test piece to a depth of one wavelength.



Contact us: 0121 351 5025



sales@gbinspection.com



GB Inspection Systems Ltd